

SA legend sub 12

Manual in English

vers. 1





Welcome

Thank you for choosing SA.

At System Audio, we want to excite people with amazing audio experiences.

To get the most out of your new speakers, I recommend that you carefully read this guide before connecting your new SA speakers.

Feel free to contact us if you have any questions.

Ole Witthøft, founder

Check for further information on:
www.system-audio.com

Inside the box


1 x SA legend sub 12
1 x power cable
4 x rubber feet
1 x manual
(1 box)

Check the serial number

The serial number is on a label on the back of the speaker.

We recommend that you write down the serial number on your invoice or insurance policy.

Please contact your dealer if the serial number is not mentioned on the loudspeakers.



Good to know about your new speaker

Warranty

System Audio A/S provides a 2-year warranty against production defects and a 7-year warranty on drive units and passive crossovers by registering at

www.system-audio.com

The warranty does not cover abuse or electronic circuits. Repairs and service are performed by the dealer or affiliated service workshops. Any changes to the design will void the warranty.

Burning-in your new speaker

Your speaker need a 50 hour burn-in period and have to play music for a few days to get the sound right:

Note:

- * The better the equipment in your system, the better the speaker will sound.
- * Good cables improve sound
- * Spend time experimenting with speaker placement
- * Never turn up the volume to a level where the sound is not clean
- * Remove front grilles for best quality



Do like thousands of music lovers

Subscribe to our blog and get all the news, offers and access to articles to update your knowledge.

Subscribe on:
www.system-audio.com



New technology to fill the room with sound

A new feature of SA legend silver-back is the special DXT-lens around the tweeter.

The patented design makes the living-room better filled with sound. The advantages of DXT are obvious.

Try to walk around the room and enjoy the music from every corner

Connections

LFE input

If your surround amplifier or receiver has an LFE output it can be used to connect to the LFE input on the subwoofer.


When using this connection, the crossover is bypassed to the subwoofer amplifier.

Bass management must be undertaken by the home theatre source.

RCA input

For connecting a stereo signal. When using this connection, the frequency adjustment is active.

Mains switch: on/off



Power indicator

Red: Off
Green: On

Volume

Crossover frequency

Phase switch

On/off/auto selector

ON: The unit is permanently switched on.

AUTO: The unit automatically turns on and turns automatically to standby mode after 15-20 minutes of absence of sound

OFF: The subwoofer is turned off.

Socket for power cable



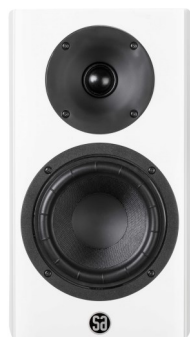
SA legend 7 is an on-wall speaker, der overrasker musikelskere med sin store lyd

Here are the other members of the SA legend family

SA legend is a family of loudspeakers for movie and music lovers who want the best sound.

The speakers can be used in music systems and home theaters and SA legend sub 12 may be combined with the legend speaker models in many combinations to create incredible music and movie experiences.

SA legend sub 12 is a perfect subwoofer for all other SA speakers, both past and present models.



SA legend 5



SA legend 7



SA legend 10



SA legend 40



SA legend 60